



National Arena Swimming League

League **London** Division **Premier** Round **2** Gala Number **1**
 Venue **Watford** Date **10/11/2018** License number **2ER182089**

Lane		Lane		Lane		Lane		Lane		Lane		Lane	
1		2		3		4		5		6		7	
ROML		HALT		HISL		CSCL		HATT		SAST		CWSL	
PLACE 7		PLACE 6		PLACE 3		PLACE 2		PLACE 1		PLACE 4		PLACE 5	
POINTS 176		POINTS 177		POINTS 290		POINTS 309		POINTS 341		POINTS 206		POINTS 183	
POINTS 113													

DEFAULT POINTS TOTALS: 8 LANE 1900, 7 LANE 1400. OVERALL POINTS TOTAL: **1795**. DOL, TES ETC WILL CHANGE THESE FIGURES.

Event	Time	Place	Points	Time	Place	Points	Time	Place	Points	Time	Place	Points	Time	Place	Points	Time	Place	Points						
																			Time	Place	Points	Time	Place	Points
1 Ladies Open 200m	2:25.16	5	4	2:25.35	6	3	2:24.81	4	5	2:18.07	1	8	2:20.32	2	7	2:23.43	3	6	2:36.90	7	2	2:45.92	8	1
	Individual Medley		Amelia Moule		Carys Brealey		Cara O'Toole		Ally Larson		Sara Kalawska		Lily Merrett		Holly Taylor		Anna Gesini							
	Reason for no points																							
2 Mens Open 200m	2:13.09	6	3	2:27.65	8	1	2:06.89	3	6	2:05.34	2	7	2:01.00	1	8	2:11.42	5	4	2:09.52	4	5	2:24.69	7	2
	Individual Medley		Daniel Gencas		Daniel Monk		Ben Hooper		Alexandru Coci		Nathan Hughes		Ralph Muncer		Riess Ormonde-Cunningham		#REF!							
	Reason for no points																							
3 Girls 9/11 Years 4 x 50m Freestyle Relay	2:10.83	4	5	2:14.42	6	3	2:09.34	1	8	2:10.17	2	7	2:11.14	5	4	2:16.16	8	1	2:10.81	3	6	2:15.69	7	2
	Reason for no points																							
4 Boys 9/11 Years 4 x 50m Freestyle Relay	2:21.30	7	2	2:08.88	4	5	2:08.41	3	6	2:07.63	2	7	2:05.03	1	8	2:28.23	8	1	2:20.33	6	3	2:12.29	5	4
	Reason for no points																							
5 Girls 13/u 4 x 50m Medley Relay	2:18.32	8	1	2:17.94	7	2	2:07.97	2	7	2:11.44	3	6	2:06.60	1	8	2:11.58	4	5	2:11.99	5	4	2:13.91	6	3
	Reason for no points																							
6 Boys 13/u 4 x 50m Medley Relay	2:22.32	7	2	2:14.88	6	3	2:13.93	5	4	2:01.61	1	8	2:07.48	3	6	2:09.29	4	5	2:06.39	2	7	2:23.85	8	1
	Reason for no points																							
7 Girls 15/u 4 x 50m Freestyle Relay	1:54.17	4	5	1:56.18	6	3	1:50.90	1	8	1:53.66	3	6	1:51.25	2	7	1:54.73	5	4	1:57.93	7	2	1:58.44	8	1
	Reason for no points																							
8 Boys 15/u 4 x 50m Freestyle Relay	1:45.31	5	4	1:43.40	4	5	1:41.32	1	8	1:41.84	2	7	1:43.22	3	6	1:45.86	6	3	0:00.00			1:52.78	7	2
	Reason for no points																							
9 Ladies Open 4 x 50m Medley Relay	2:02.90	3	6	2:08.56	6	3	2:03.42	4	5	2:00.18	2	7	1:59.54	1	8	2:07.80	5	4	2:11.98	8	1	2:11.37	7	2
	Reason for no points																							
10 Mens Open 4 x 50m Medley Relay	1:56.02	7	2	1:56.36	8	1	1:47.99	3	6	1:47.75	2	7	1:43.73	1	8	1:50.66	4	5	1:54.89	6	3	1:54.35	5	4
	Reason for no points																							
11 Girls 10/11 Years 50m Backstroke	0:38.11	6	3	0:35.54	1	8	0:37.28	3	6	0:37.86	5	4	0:38.79	7	2	0:37.44	4	5	0:36.48	2	7	0:39.94	8	1
	Ella Kilby		Brianna Hansen-Hoare		Liliana Fletcher		Ines Guilmont-Beetham		Abbie Hackworth		Raissa Vickery		Veronica Venuti		Sophia Barnett									
	Reason for no points																							
12 Boys 10/11 Years 50m Backstroke	0:35.60	4	5	0:36.29	5	4	0:34.75	1	8	0:35.00	3	6	0:37.00	6	3	0:41.19	8	1	0:38.83	7	2	0:34.81	2	7
	Raheel Mahmood		Kevin Moldovan		Thomas Parrott		Lucas Bohm		Lucas Hartley		Nathan Massam		Joseph Lyon		Alderik Leleu									
	Reason for no points																							
13 Girls 13/u 100m Breaststroke	0:00.00			1:22.28	5	4	1:18.05	2	7	1:17.51	1	8	1:18.17	3	6	1:24.42	6	3	1:22.08	4	5	1:25.66	7	2
	Samara Hamilton		Misty Eren		Hannah Bowley		Ella Mcever		Anastasia Wilkinson		Lucy Coia-Bell		Agnes Van Lanschoot		Saskia Wilkinson									
	Reason for no points																							
14 Boys 13/u 100m Breaststroke	1:28.79	7	2	1:20.45	5	4	1:16.41	3	6	1:16.33	2	7	1:16.51	4	5	1:20.49	6	3	1:13.13	1	8	1:31.72	8	1
	Lewis Jarrett		Ben Stringer		Alexander Williams		Oliver Wright		Peter Soczewka		Oliver Carpenter		Edward Whittles		Oliver Veras-Brown									
	Reason for no points																							
15 Girls 15/u 100m Backstroke	1:08.72	6	3	1:06.51	2	7	1:06.78	3	6	1:07.86	5	4	1:07.41	4	5	1:05.54	1	8	1:12.81	8	1	1:11.43	7	2
	Amelia Moule		Carys Brealey		Cara O'Toole		Marliese Rittenhouse		Jessica Keogh		Lily Merrett		Madalena Whittles		Kiera Mearle									
	Reason for no points																							
16 Boys 15/u 100m Backstroke	1:03.39	4	5	1:08.58	7	2	1:00.08	1	8	1:01.05	3	6	1:00.72	2	7	1:04.56	5	4	1:05.84	6	3	1:09.80	8	1
	Daniel Gencas		Daniel Monk		Dillon Chana		Donatas Dragasius		Daniel Murtagh		Charlie King		Herbert Bingham		Jacob Taylor									
	Reason for no points																							
17 Ladies Open 100m Butterfly	1:07.82	3	6	1:12.24	6	3	1:08.50	4	5	1:03.28	1	8	1:04.66	2	7	1:13.06	7	2	1:10.17	5	4	1:14.35	8	1
	Zeina Yacoub		Celeste Andrew		Sophie Ungureau		Lauren Brantley		Elinah Phillip		Isabelle Godfrey		Suki Griffiths		Lucy Atkinson									
	Reason for no points																							
18 Mens Open 100m Butterfly	1:02.12	5	4	1:02.27	6	3	0:56.05	3	6	0:55.00	1	8	0:55.99	2	7	1:00.05	4	5	1:05.14	7	2	1:06.18	8	1
	Jack Ayling		Ralph Davies		Ben Hooper		Alexandru Coci		James Woodward		Jude Liddiard		William Rudd		Tymoteusz Filipowicz									
	Reason for no points																							
19 Girls 10/11 Years 50m Butterfly	0:36.90	6	3	0:35.79	4	5	0:37.11	7	2	0:33.29	1	8	0:38.25	8	1	0:35.97	5	4	0:35.73	3	6	0:36.69	2	7
	Sophia Moule		Lilly-Mae Kilbey		Holly Enright		Ava Lambropoulos		Grace Lockwood		Keira-Mae Ingram		Victoria Bunimovich		Matilda Chisholm									
	Reason for no points																							
20 Boys 10/11 Years 50m Butterfly	0:34.18	2	7	0:34.50	4	5	0:34.22	3	6	0:36.05	5	4	0:31.65	1	8	0:36.64	7	2	0:37.33	8	1	0:36.35	6	3
	Raheel Mahmood		William White		Thomas Parrott		Leonardo Brero		Joel Pietersen		Nathan Massam		Aslan Eler		Lachlan Myers									
	Reason for no points																							
21 Girls 13/u 100m Backstroke	1:11.58	6	3	1:19.96	8	1	1:07.42	1	8	1:10.55	5	4	1:09.53	2	7	1:09.64	3	6	1:10.44	4	5	1:15.12	7	2
	Victoria Dreleva		Grace Lamprell		Emma Ortiz		Emilia Magliocco		Isabella Yeabsley		Emilia Dunwoodie		Lavinia Ricca		Maisie Waddup									
	Reason for no points																							
100m Backstroke	0:00.00			1:11.83	5	4	1:13.40	6	3	1:05.61	1	8	1:07.89	2	7	1:09.95	4	5	1:09.81	3	6	1:18.40	7	2






National Arena Swimming League

League **London** Division **Premier** Round **2** Gala Number **1**
 Venue **Watford** Date **10/11/2018** License number **2ER182089**

LANE 1		LANE 2		LANE 3		LANE 4		LANE 5		LANE 6		LANE 7		LANE 8	
ROML		HALT		HISL		CSCL		HATT		SAST		CWSL		LEAL	
PLACE 7		PLACE 6		PLACE 3		PLACE 2		PLACE 1		PLACE 4		PLACE 5		PLACE 8	
POINTS 176		POINTS 177		POINTS 290		POINTS 309		POINTS 341		POINTS 206		POINTS 183		POINTS 113	

DEFAULT POINTS TOTALS: 8 LANE 1900, 7 LANE 1400. OVERALL POINTS TOTAL: **1795**. DOB, TIES ETC WILL CHANGE THESE FIGURES.

Event	Time	Place	Points	Time	Place	Points	Time	Place	Points	Time	Place	Points	Time	Place	Points	Time	Place	Points								
																			Time	Place	Points	Time	Place	Points	Time	Place
22 Boys 13/u	Reason for no points																									
23 Girls 15/u	Reason for no points																									
23 Girls 15/u	100m Butterfly		1:11.50	6	3	1:12.74	7	2	1:08.10	3	6	1:05.80	2	7	1:03.10	1	8	1:08.77	4	5	1:09.64	5	4	1:13.82	8	1
	Reason for no points																									
24 Boys 15/u	100m Butterfly		1:07.45	7	2	1:02.13	3	6	0:59.16	2	7	1:02.62	4	5	0:58.31	1	8	1:04.81	5	4	1:06.38	6	3	1:08.10	8	1
	Reason for no points																									
25 Ladies Open	100m Backstroke		1:09.28	6	3	1:10.26	7	2	1:07.34	4	5	1:05.65	2	7	1:04.71	1	8	1:06.72	3	6	1:09.12	5	4	1:19.06	8	1
	Reason for no points																									
26 Mens Open	100m Backstroke		1:03.84	6	3	1:02.94	5	4	1:00.81	4	5	0:59.66	2	7	0:55.68	1	8	1:00.46	3	6	1:05.75	8	1	1:04.40	7	2
	Reason for no points																									
27 Girls 10/11 Years	50m Breaststroke		0:40.88	2	7	0:46.06	8	1	0:41.17	3	6	0:43.67	6	3	0:40.73	1	8	0:45.31	7	2	0:43.66	5	4	0:41.66	4	5
	Reason for no points																									
28 Boys 10/11 Years	50m Breaststroke		0:50.55	8	1	0:42.08	5	4	0:37.66	2	7	0:36.33	1	8	0:40.87	4	5	0:48.64	7	2	0:47.50	6	3	0:40.54	3	6
	Reason for no points																									
29 Girls 13/u	100m Butterfly		1:22.61	8	1	1:09.19	3	6	1:13.84	5	4	1:14.29	6	3	1:07.15	1	8	1:08.04	2	7	1:11.63	4	5	1:16.79	7	2
	Reason for no points																									
30 Boys 13/u	100m Butterfly		1:15.33	6	3	1:22.22	8	1	1:12.34	4	5	1:04.18	2	7	1:03.89	1	8	1:15.30	5	4	1:08.62	3	6	1:17.00	7	2
	Reason for no points																									
31 Girls 15/u	100m Freestyle		1:00.91	6	3	0:59.96	2	7	1:00.73	5	4	1:00.36	4	5	0:58.25	1	8	1:00.08	3	6	1:03.26	7	2	1:05.90	8	1
	Reason for no points																									
32 Boys 15/u	100m Freestyle		0:55.21	3	6	0:55.12	2	7	0:55.56	4	5	0:56.42	5	4	0:55.09	1	8	0:57.43	7	2	0:56.78	6	3	1:02.79	8	1
	Reason for no points																									
33 Ladies Open	100m Breaststroke		1:14.01	1	8	1:20.75	5	4	1:14.63	3	6	1:15.83	4	5	1:14.43	2	7	1:21.83	6	3	1:22.07	7	2	1:24.25	8	1
	Reason for no points																									
34 Mens Open	100m Breaststroke		1:16.57	8	1	1:16.09	7	2	1:07.52	4	5	1:09.28	5	4	1:02.82	1	8	1:07.50	3	6	1:04.47	2	7	1:11.88	6	3
	Reason for no points																									
35 Girls 10/11 Years	50m Freestyle		0:31.57	2	7	0:33.52	7	2	0:31.96	3	6	0:00.00			0:31.25	1	8	0:33.51	6	3	0:32.63	4	5	0:33.50	5	4
	Reason for no points																									
36 Boys 10/11 Years	50m Freestyle		0:36.09	6	3	0:32.09	4	5	0:31.78	3	6	0:32.84	5	4	0:29.13	1	8	0:36.93	8	1	0:36.27	7	2	0:31.26	2	7
	Reason for no points																									
37 Girls 13/u	100m Freestyle		1:03.18	3	6	1:02.86	2	7	1:04.52	6	3	1:04.00	4	5	1:01.84	1	8	1:04.23	5	4	1:05.47	7	2	1:07.28	8	1
	Reason for no points																									
38 Boys 13/u	100m Freestyle		1:10.26	8	1	1:04.01	6	3	1:04.45	7	2	0:59.18	1	8	1:02.17	4	5	1:01.11	3	6	0:59.67	2	7	1:03.13	5	4
	Reason for no points																									
39 Girls 15/u	100m Breaststroke		1:18.69	5	4	1:23.94	7	2	1:14.93	1	8	1:18.32	4	5	1:15.96	2	7	1:17.75	3	6	1:21.70	6	3	1:24.45	8	1
	Reason for no points																									
40 Boys 15/u	100m Breaststroke		1:16.67	7	2	1:14.18	6	3	1:12.47	3	6	1:10.02	1	8	1:10.90	2	7	1:13.31	4	5	1:13.34	5	4	1:23.45	8	1
	Reason for no points																									

NASL.2018 v2			National Arena Swimming League																											
  			League London				Division Premier				Round 2				Gala Number 1															
Venue Watford			Date 10/11/2018				License number 2ER182089																							
DEFAULT POINTS TOTALS 8 LANE 1900 7 LANE 1400			OVERALL POINTS TOTAL 1795																											
EVENTS			TIME		PLACE	POINTS	TIME		PLACE	POINTS	TIME		PLACE	POINTS	TIME		PLACE	POINTS	TIME		PLACE	POINTS	TIME		PLACE	POINTS	TIME		PLACE	POINTS
41	Ladies	Open	100m Freestyle		1:00.21	3	6	1:05.05	8	1	1:00.80	5	4	0:57.57	2	7	0:57.47	1	8	1:00.29	4	5	1:03.87	6	3	1:04.32	7	2		
			Reason for no points																											
42	Mens	Open	100m Freestyle		0:54.66	6	3	0:55.76	7	2	0:51.68	2	7	0:53.95	4	5	0:50.94	1	8	0:53.06	3	6	0:54.06	5	4	0:58.18	8	1		
			Reason for no points																											
43	Girls	9 /11 Years	4 x 50m Medley Relay		2:32.19	4	5	2:34.44	6	3	2:28.26	2	7	2:27.47	1	8	2:32.30	5	4	2:36.19	7	2	2:31.54	3	6	2:40.17	8	1		
			Reason for no points																											
44	Boys	9 /11 Years	4 x 50m Medley Relay		2:46.09	6	3	2:31.82	5	4	2:27.14	3	6	2:21.37	1	8	2:24.92	2	7	2:49.02	7	2	0:00.00			2:31.15	4	5		
			Reason for no points																				9.3							
45	Girls	13/u	4 x 50m Freestyle Relay		2:05.08	7	2	2:08.66	8	1	2:01.20	4	5	2:00.47	3	6	1:57.88	1	8	1:59.20	2	7	2:01.71	5	4	2:05.03	6	3		
			Reason for no points																											
46	Boys	13/u	4 x 50m Freestyle Relay		2:09.55	7	2	2:02.54	6	3	2:00.49	5	4	1:50.84	1	8	1:55.18	3	6	1:55.44	4	5	1:54.17	2	7	2:12.40	8	1		
			Reason for no points																											
47	Girls	15/u	4 x 50m Medley Relay		2:08.22	5	4	2:13.05	6	3	2:03.33	2	7	2:06.52	3	6	2:02.27	1	8	2:06.61	4	5	2:13.46	7	2	2:14.23	8	1		
			Reason for no points																											
48	Boys	15/u	4 x 50m Medley Relay		1:58.93	5	4	1:58.47	4	5	1:53.46	1	8	1:56.06	3	6	1:53.50	2	7	2:00.07	7	2	1:59.70	6	3	2:10.58	8	1		
			Reason for no points																											
49	Ladies	Open	6 x 50m Freestyle Relay		2:48.79	4	5	2:54.02	5	4	2:48.38	3	6	2:42.18	1	8	2:42.98	2	7	2:54.83	6	3	2:56.83	7	2	2:59.75	8	1		
			Reason for no points																											
50	Mens	Open	6 x 50m Freestyle Relay		2:35.48	6	3	2:33.41	5	4	2:27.63	3	6	2:27.41	2	7	2:21.42	1	8	2:31.76	4	5	2:35.81	7	2	2:38.29	8	1		
			Reason for no points																											
TOTALS OF ALL PLACES PER CLUB			1st	1	1st	1	1st	8	1st	14	1st	24	1st	1	1st	1	1st													
			2nd	3	2nd	4	2nd	7	2nd	13	2nd	13	2nd	2	2nd	5	2nd	3												
			3rd	5	3rd	2	3rd	17	3rd	7	3rd	4	3rd	9	3rd	5	3rd	1												
			4th	6	4th	6	4th	9	4th	6	4th	4	4th	12	4th	5	4th	2												
			5th	6	5th	10	5th	5	5th	7	5th	2	5th	8	5th	8	5th	4												
			6th	14	6th	12	6th	2	6th	2	6th	1	6th	6	6th	9	6th	4												
			7th	8	7th	8	7th	2	7th		7th	1	7th	8	7th	11	7th	12												
			8th	5	8th	7	8th		8th		8th	1	8th	4	8th	4	8th	24												
			ROML	HALT	HISL	CISL	HATT	SAST	CWSL	LEAL																				
POINTS AT EVENT 10			34	29	63	70	70	38	33	22																				
POINTS AT EVENT 18			62	64	115	121	112	69	65	38																				
POINTS AT EVENT 26			86	93	157	171	167	107	95	57																				
POINTS AT EVENT 34			116	125	199	210	227	139	127	78																				
POINTS AT EVENT 42			148	150	241	252	286	175	157	99																				