




NASL 2019 V1			National Arena Swimming League																										
League			London				Division Premier				Round 1				Gala Number 1														
Venue			HATFIELD								Date 12/10/2019				License number 2ER192858														
			LANE 1		LANE 2		LANE 3		LANE 4		LANE 5		LANE 6		LANE 7		LANE 8												
			Anaconda		Watford A		Hackney Aquatics		Hatfield		Camden Swiss Cottage		Colchester		Enfield Swim Squad		City of St Albans												
DEFAULT POINTS TOTALS			DOE, YES ETC WILL CHANGE THESE FIGURES																										
OVERALL POINTS TOTAL			PLACE <u>7</u>		PLACE <u>5</u>		PLACE <u>3</u>		PLACE <u>2</u>		PLACE <u>1</u>		PLACE <u>4</u>		PLACE <u>8</u>		PLACE <u>6</u>												
8 LANE 1800 7 LANE 1400			1788																										
EVENTS			TIME		TIME		TIME		TIME		TIME		TIME		TIME		TIME												
			PLACES	PLACES	PLACES	PLACES	PLACES	PLACES	PLACES	PLACES	PLACES	PLACES	PLACES	PLACES	PLACES	PLACES	PLACES	PLACES											
1	Ladies	Open	200m			2:33.05	7	2	2:36.07	8	1	2:21.41	3	6	2:20.50	2	7	2:17.37	1	8	2:29.09	5	4	2:30.55	6	3	2:24.36	4	5
			Individual Medley			Mabel Hayes		Eleanor Craig		Pixie Lale-Klasicki		Sara Kalawska		Anna Podurgiel		Asma Parker		Megan Molloy		Erin O'Meara									
			Reason for no points																										
2	Mens	Open	200m			2:27.23	8	1	2:16.92	7	2	2:12.07	5	4	2:01.20	1	8	2:07.70	2	7	2:16.46	6	3	2:09.60	4	5	2:08.25	3	6
			Individual Medley			Samuel Mcallister		Lewis Shayler		Kai Ogden		Nathan Hughes		Alexandru Coci		William Pestell		Josh Kirlaw		Ralph Muncer									
			Reason for no points																										
3	Girls	9/11 Years	4 x 50m Freestyle Relay			2:17.85	4	5	2:10.98	2	7	2:13.16	3	6	0:00.00			2:04.64	1	8	2:21.69	5	4	2:28.56	7	2	2:23.95	6	3
			Reason for no points			10.11																							
4	Boys	9/11 Years	4 x 50m Freestyle Relay			2:23.95	7	2	2:14.91	4	5	2:13.79	3	6	0:00.00			2:07.67	1	8	2:11.27	2	7	2:22.58	6	3	2:18.45	5	4
			Reason for no points			4.4																							
5	Girls	13/u	4 x 50m Medley Relay			2:12.67	4	5	2:17.37	6	3	2:10.24	2	7	2:08.80	1	8	2:12.61	3	6	2:16.70	5	4	2:26.39	8	1	2:17.49	7	2
			Reason for no points																										
6	Boys	13/u	4 x 50m Medley Relay			2:12.11	4	5	2:12.82	5	4	2:06.66	3	6	2:05.32	1	8	2:05.85	2	7	2:21.29	6	3	0:00.00			0:00.00		
			Reason for no points			10.14 6.3																							
7	Girls	15/u	4 x 50m Freestyle Relay			1:54.89	4	5	1:57.95	8	1	1:48.21	1	8	1:52.17	3	6	1:51.74	2	7	1:54.99	5	4	1:55.05	6	3	1:56.05	7	2
			Reason for no points																										
8	Boys	15/u	4 x 50m Freestyle Relay			1:51.14	8	1	1:45.79	4	5	1:46.35	6	3	1:40.87	1	8	1:41.44	2	7	1:43.17	3	6	1:45.98	5	4	1:46.84	7	2
			Reason for no points																										
9	Ladies	Open	4 x 50m Medley Relay			2:06.53	6	3	2:09.69	7	2	2:02.19	3	6	2:00.64	2	7	1:59.11	1	8	2:04.99	5	4	0:00.00			2:04.22	4	5
			Reason for no points			10.11																							
10	Mens	Open	4 x 50m Medley Relay			1:53.76	7	2	1:50.69	4	5	1:51.87	6	3	1:45.27	1	8	1:47.58	2	7	1:54.25	8	1	1:51.48	5	4	1:48.89	3	6
			Reason for no points																										
11	Girls	10/11 Years	50m Backstroke			0:39.52	6	3	0:38.45	4	5	0:39.02	5	4	0:35.35	1	8	0:37.10	2	7	0:38.12	3	6	0:45.92	8	1	0:41.10	7	2
			Reason for no points			Seren Millar		Janhavi Janhavi		Dureti Parkes		Erin Currie		Ksenia Shchepovskikh		Gabrielle Cornish		Nia Wilcock		Summer Boswell									
12	Boys	10/11 Years	50m Backstroke			0:35.39	1	8	0:36.53	5	4	0:36.39	4	5	0:35.70	2	7	0:36.00	3	6	0:37.99	6	3	0:40.46	8	1	0:39.13	7	2
			Reason for no points			Asa Williams		Rafferty May		Asher Duckworth		Hugo Raubitschek-Smith		Sapir Pasheli		Harrison Brook		Rayan Awan		Oscar Chaplin									
13	Girls	13/U	100m Breaststroke			1:19.70	3	6	1:27.15	7	2	1:17.21	1	8	1:19.35	2	7	1:24.47	5	4	1:24.00	4	5	1:30.56	8	1	1:26.33	6	3
			Reason for no points			Sophia Bremen		Megan Worley		Chloe Baduna		Kirsty Fuge		Madeleine Liddell		Sadie Rowe		Katie Cornish		Yasmin Meadows									
14	Boys	13/U	100m Breaststroke			1:22.20	5	4	0:00.00			1:21.48	4	5	1:16.54	3	6	1:13.79	1	8	1:31.46	7	2	1:27.88	6	3	1:15.18	2	7
			Reason for no points			Alec Selwyn		Arian Krasnigi		Emir Yucelkan		Cub Maddison		Lucas Bohm		Corey Hare		Ethan Dupoy		Daniel Holliss		7.4							
15	Girls	15/U	100m Backstroke			1:10.80	7	2	1:10.02	6	3	1:02.80	1	8	0:00.00			1:09.19	4	5	1:08.21	2	7	1:08.45	3	6	1:09.76	5	4
			Reason for no points			Alice Bayley		Harriet Clements		Emily Iley		Jessica Keogh		Emilia Magliocco		Molly Redgrave		Melissa Byrne		Hannah Brooke		6.2							
16	Boys	15/U	100m Backstroke			1:06.33	7	2	1:06.00	6	3	1:07.04	8	1	1:03.37	3	6	1:00.04	1	8	1:04.43	5	4	1:03.20	2	7	1:04.12	4	5
			Reason for no points			Dylan Baker		Ketan Rach		Thomas Archer		Ethan Baskerville		Donatas Dragasius		Naythan Aung		Joe Overton		Arvin Rodriguez									
17	Ladies	Open	100m Butterfly			1:08.09	6	3	1:12.99	7	2	1:05.75	4	5	1:02.93	1	8	1:04.55	2	7	1:05.67	3	6	1:13.22	8	1	1:07.26	5	4
			Reason for no points			Jessica Neale		Francesca Pecci		Pixie Lale-Klasicki		Sara Kalawska		Lauren Brantley		Clara Wookey		Megan Molloy		Lily Merrett									
18	Mens	Open	100m Butterfly			1:04.61	7	2	1:00.20	5	4	1:01.40	6	3	0:55.88	2	7	0:54.51	1	8	1:05.09	8	1	0:56.31	3	6	0:58.43	4	5
			Reason for no points			Anatoly Bugakov		Ashley Holness-Wright		Ilyas Ahmed		James Woodward		Alexandru Coci		Alfie Francis		Josh Kirlaw		Michael Ripper									
19	Girls	10/11 Years	50m Butterfly			0:38.43	6	3	0:32.00	1	8	0:38.61	7	2	0:33.83	3	6	0:32.81	2	7	0:38.28	5	4	0:36.24	4	5	0:38.69	8	1
			Reason for no points			Vita Braden		Tigerlily Donald		Dureti Parkes		Erin Currie		Ines Guimond-Beetham		Gabrielle Cornish		Jessica Tyner		Grace Bilantz									
20	Boys	10/11 Years	50m Butterfly			0:35.81	5	4	0:41.62	7	2	0:31.77	1	8	0:33.47	2	7	0:36.57	6	3	0:34.68	3	6	0:43.44	8	1	0:34.89	4	5
			Reason for no points			Asa Williams		Alexander Fawcett		Llewellyn Porter		Hugo Raubitschek-Smith		Sapir Pasheli		Jack Mccarthy		Ethan Baxter		Nathan Massam									
21	Girls	13/u	100m Backstroke			1:12.17	4	5	1:14.18	6	3	1:07.28	1	8	1:09.69	2	7	1:14.03	5	4	1:14.20	7	2	1:23.33	8	1	1:11.98	3	6
			Reason for no points			Mabel Hayes		Niamh O'Meara		Mika Ogden		Isabella Yeabsley		Charlotte Pama		Keziah Cornish		Daniella Tyner		Elizabeth Standen									



National Arena Swimming League

League		London		Division		Premier		Round		1		Gala Number		1	
Venue		HATFIELD		HATFIELD		HATFIELD		Date		12/10/2019		License number		2ER192858	
LANE 1		LANE 2		LANE 3		LANE 4		LANE 5		LANE 6		LANE 7		LANE 8	
Anaconda		Watford A		Hackney Aquatics		Hatfield		Camden Swiss Cottage		Colchester		Enfield Swim Squad		City of St Albans	
PLACE 7		PLACE 5		PLACE 3		PLACE 2		PLACE 1		PLACE 4		PLACE 8		PLACE 6	
POINTS 162		POINTS 185		POINTS 281		POINTS 325		POINTS 328		POINTS 195		POINTS 135		POINTS 177	

		EVENTS		TIME		PLACE		POINTS		TIME		PLACE		POINTS		TIME		PLACE		POINTS							
22	Boys	13/u	100m Backstroke	1:12.34	4	5	1:12.86	5	4	1:09.37	3	6	1:07.45	2	7	1:06.12	1	8	1:13.96	6	3	1:19.83	8	1	1:18.41	7	2
			Reason for no points																								
23	Girls	15/u	100m Butterfly	1:08.28	5	4	1:14.10	7	2	1:03.56	1	8	1:03.61	2	7	1:07.36	3	6	1:08.21	4	5	1:17.98	8	1	1:10.26	6	3
			Reason for no points																								
24	Boys	15/u	100m Butterfly	1:08.83	7	2	1:01.38	2	7	1:03.30	5	4	0:56.04	1	8	1:02.08	3	6	1:02.93	4	5	1:08.89	8	1	1:05.23	6	3
			Reason for no points																								
25	Ladies	Open	100m Backstroke	1:10.75	8	1	1:10.06	7	2	1:04.19	2	7	1:05.10	4	5	1:03.97	1	8	1:05.07	3	6	1:08.78	6	3	1:08.16	5	4
			Reason for no points																								
26	Mens	Open	100m Backstroke	1:01.47	7	2	1:01.44	6	3	1:00.02	3	6	0:59.34	2	7	0:58.93	1	8	1:04.54	8	1	1:00.57	5	4	1:00.12	4	5
			Reason for no points																								
27	Girls	10/11 Years	50m Breaststroke	0:42.90	5	4	0:42.20	3	6	0:38.67	1	8	0:44.34	7	2	0:40.92	2	7	0:42.73	4	5	0:43.08	6	3	0:48.60	8	1
			Reason for no points																								
28	Boys	10/11 Years	50m Breaststroke	0:46.19	8	1	0:44.23	4	5	0:41.98	3	6	0:41.40	2	7	0:44.36	6	3	0:40.55	1	8	0:44.32	5	4	0:44.67	7	2
			Reason for no points																								
29	Girls	13/u	100m Butterfly	1:10.65	2	7	1:17.39	5	4	1:14.22	4	5	1:12.47	3	6	1:07.52	1	8	1:20.89	6	3	1:23.73	8	1	1:21.47	7	2
			Reason for no points																								
30	Boys	13/u	100m Butterfly	1:09.15	3	6	1:15.27	6	3	1:09.14	2	7	1:12.63	4	5	1:04.42	1	8	1:13.84	5	4	0:00.00			1:18.11	7	2
			Reason for no points																								
31	Girls	15/u	100m Freestyle	1:04.09	7	2	1:05.18	8	1	1:01.31	3	6	1:03.39	5	4	0:59.15	1	8	1:03.11	4	5	1:03.51	6	3	1:00.42	2	7
			Reason for no points																								
32	Boys	15/u	100m Freestyle	1:00.87	8	1	0:59.40	6	3	0:57.70	4	5	0:53.40	1	8	0:56.96	2	7	0:57.06	3	6	1:00.67	7	2	0:58.94	5	4
			Reason for no points																								
33	Ladies	Open	100m Breaststroke	1:21.81	8	1	1:18.57	7	2	1:12.60	1	8	1:13.72	2	7	1:15.65	4	5	1:18.36	6	3	1:14.83	3	6	1:17.15	5	4
			Reason for no points																								
34	Mens	Open	100m Breaststroke	1:14.52	8	1	1:06.46	2	7	1:09.96	6	3	1:02.13	1	8	1:09.48	5	4	1:11.77	7	2	1:08.53	4	5	1:07.35	3	6
			Reason for no points																								
35	Girls	10/11 Years	50m Freestyle	0:34.91	7	2	0:30.47	1	8	0:31.04	3	6	0:31.34	4	5	0:31.03	2	7	0:35.92	8	1	0:33.60	6	3	0:33.59	5	4
			Reason for no points																								
36	Boys	10/11 Years	50m Freestyle	0:35.45	6	3	0:33.66	4	5	0:29.53	1	8	0:32.41	2	7	0:00.00			0:32.93	3	6	0:35.85	7	2	0:33.86	5	4
			Reason for no points																								
37	Girls	13/u	100m Freestyle	1:04.94	4	5	1:07.51	7	2	1:01.83	1	8	1:01.97	2	7	1:03.02	3	6	1:06.76	6	3	1:10.30	8	1	1:06.28	5	4
			Reason for no points																								
38	Boys	13/u	100m Freestyle	1:06.39	5	4	1:04.32	4	5	1:04.02	3	6	0:59.97	1	8	1:02.52	2	7	1:08.05	7	2	1:10.54	8	1	1:07.43	6	3
			Reason for no points																								
39	Girls	15/u	100m Breaststroke	1:17.60	3	6	1:21.79	6	3	1:20.05	5	4	1:15.18	1	8	1:15.79	2	7	1:17.80	4	5	1:21.92	7	2	1:25.66	8	1
			Reason for no points																								
			100m Breaststroke	1:18.16	8	1	1:07.99	1	8	1:12.76	4	5	1:12.98	6	3	1:09.36	2	7	1:12.84	5	4	1:11.82	3	6	1:14.18	7	2

NASL 2019 V1		National Arena Swimming League																		
  		League London			Division Premier			Round 1			Gala Number 1									
		Venue HATFIELD																		
Lane		1		2		3		4		5		6		7		8				
		Anaconda		Watford A		Hackney Aquatics		Hatfield		Camden Swiss Cottage		Colchester		Enfield Swim Squad		City of St Albans				
Default Points Totals		DOL, TES ETC WILL CHANGE THESE FIGURES																		
8 LANE 1800 7 LANE 1400		OVERALL POINTS TOTAL																		
		1788																		
EVENTS		TIME	PLACE	POINTS	TIME	PLACE	POINTS	TIME	PLACE	POINTS	TIME	PLACE	POINTS	TIME	PLACE	POINTS	TIME	PLACE	POINTS	
40	Boys	15/u	Reason for no points		James Brealey		Benjamin Green		Marco Roberts		Yuto Watanabe		Donatas Dragasius		Alfie Francis		Sam Cornish		George Williams	
41	Ladies	Open	Reason for no points		1:00.08 5 4		1:03.55 7 2		0:59.84 4 5		0:57.70 2 7		0:57.19 1 8		1:04.07 8 1		0:58.30 3 6		1:01.19 6 3	
42	Mens	Open	Reason for no points		1:01.01 8 1		0:54.30 5 4		0:53.96 4 5		0:52.73 2 7		0:53.33 3 6		0:59.13 7 2		0:56.26 6 3		0:52.19 1 8	
43	Girls	9 /11 Years	Reason for no points		2:33.93 5 4		2:28.02 3 6		2:32.46 4 5		2:24.89 1 8		2:25.37 2 7		2:40.16 6 3		0:00.00		2:50.39 7 2	
44	Boys	9 /11 Years	Reason for no points		0:00.00		2:01.06 5 4		1:56.01 3 6		1:52.80 1 8		1:56.08 4 5		1:54.49 2 7		2:11.96 7 2		2:03.37 6 3	
45	Girls	13/u	Reason for no points		2:00.30 4 5		2:04.36 5 4		1:59.21 3 6		1:55.60 1 8		1:58.45 2 7		2:06.33 7 2		2:10.73 8 1		2:05.97 6 3	
46	Boys	13/u	Reason for no points		2:00.77 5 4		1:59.29 4 5		1:56.44 3 6		1:53.36 1 8		1:53.75 2 7		2:03.33 6 3		2:08.45 8 1		2:07.99 7 2	
47	Girls	15/u	Reason for no points		2:08.08 4 5		2:11.38 6 3		2:06.88 3 6		2:03.51 1 8		2:05.52 2 7		2:09.38 5 4		2:11.49 7 2		2:11.65 8 1	
48	Boys	15/u	Reason for no points		2:03.70 8 1		1:59.57 7 2		1:58.73 6 3		1:53.35 1 8		1:54.77 3 6		1:54.10 2 7		1:57.88 4 5		1:58.33 5 4	
49	Ladies	Open	Reason for no points		2:51.39 4 5		2:57.65 8 1		2:48.10 3 6		2:47.93 2 7		2:42.99 1 8		2:54.49 7 2		2:51.55 5 4		2:52.34 6 3	
50	Mens	Open	Reason for no points		2:33.76 7 2		2:32.81 6 3		2:31.11 4 5		2:23.08 1 8		2:26.32 2 7		2:36.99 8 1		2:32.79 5 4		2:30.62 3 6	
TOTALS OF ALL PLACES PER CLUB			1st	1	1st	3	1st	10	1st	19	1st	15	1st	1	1st		1st	1		
			2nd	1	2nd	3	2nd	3	2nd	17	2nd	19	2nd	4	2nd	1	2nd	2		
			3rd	3	3rd	2	3rd	16	3rd	5	3rd	7	3rd	7	3rd	5	3rd	5		
			4th	10	4th	8	4th	10	4th	3	4th	3	4th	6	4th	4	4th	6		
			5th	8	5th	8	5th	4	5th	1	5th	3	5th	10	5th	6	5th	10		
			6th	5	6th	10	6th	5	6th	1	6th	2	6th	9	6th	9	6th	9		
			7th	11	7th	11	7th	1	7th	1	7th	7	7th	7	7th	6	7th	12		
			8th	10	8th	4	8th	1	8th		8th		8th	6	8th	15	8th	4		
POINTS AT EVENT 10		31		35		55		60		73		40		25		35				
POINTS AT EVENT 18		61		58		94		109		126		74		51		67				
POINTS AT EVENT 26		87		89		143		163		176		106		68		96				
POINTS AT EVENT 34		110		120		191		210		226		142		92		124				
POINTS AT EVENT 42		136		157		238		262		274		166		116		153				