



## National Arena Swimming League

League	LONDON	Division	PREMIER	Round	3	Gala Number	1	
Venue	LUTON			Date	09/12/2017		License number	2ER172137

		LANE 1	LANE 2	LANE 3	LANE 4	LANE 5	LANE 6	LANE 7	LANE 8
Chelsea & Westminster		Basildon & Phoenix	Camden Swiss Cottage	Team Ipswich	Hatfield	Ealing	Hillingdon	Colchester	
PLACE <b>6</b>		PLACE <b>7</b>	PLACE <b>4</b>	PLACE <b>2</b>	PLACE <b>1</b>	PLACE <b>3</b>	PLACE <b>5</b>	PLACE <b>8</b>	
POINTS <b>186</b>		POINTS <b>184</b>	POINTS <b>230</b>	POINTS <b>303</b>	POINTS <b>306</b>	POINTS <b>247</b>	POINTS <b>196</b>	POINTS <b>141</b>	

DEFAULT POINTS TOTALS	8 LANE 1900	7 LANE 1400	OVERALL POINTS TOTAL	1793
-----------------------	-------------	-------------	----------------------	------




		EVENTS		TIME	PLACE	POINTS	TIME	PLACE	POINTS	TIME	PLACE	POINTS	TIME	PLACE	POINTS	TIME	PLACE	POINTS	TIME	PLACE	POINTS						
1	Ladies	Open	<b>200m</b>	2:25.68	7	2	2:18.72	3	6	2:21.71	5	4	2:18.71	2	7	2:19.37	4	5	2:17.39	1	8	2:23.61	6	3	2:26.22	8	1
			Individual Medley	Sophie Whelan		Elle Wheeler		Ally Larson		Rebecca Sherwin		Laura Copping		Ekaterina Avramova		Loulou Vos		Olivia Norman									
			Reason for no points																								
2	Mens	Open	<b>200m</b>	2:10.24	5	4	2:12.11	7	2	2:08.65	4	5	2:12.74	8	1	2:02.26	1	8	2:02.45	2	7	2:06.98	3	6	2:11.99	6	3
			Individual Medley	Christy Moon		Liam Brennan		James Slade		Dominic Scifo		Nathan Hughes		John Britton		Ben Hooper		Spencer Prior									
			Reason for no points																								
3	Girls	9 /11 Years	4 x 50m Freestyle Relay	2:08.50	3	6	2:11.22	6	3	2:10.49	4	5	2:02.72	1	8	2:05.27	2	7	2:12.59	7	2	2:10.50	5	4	2:15.27	8	1
			Reason for no points																								
4	Boys	9 /11 Years	4 x 50m Freestyle Relay	2:01.14	1	8	2:04.95	3	6	2:08.72	5	4	2:03.97	2	7	2:08.38	4	5	2:10.51	6	3	2:16.12	7	2	2:19.15	8	1
			Reason for no points																								
5	Girls	13/u	4 x 50m Medley Relay	0:00.00			2:13.32	7	2	2:10.49	5	4	2:10.39	4	5	2:07.44	2	7	2:08.55	3	6	2:12.73	6	3	2:06.54	1	8
			Reason for no points	Final swimmer went early																							
6	Boys	13/u	4 x 50m Medley Relay	2:08.61	7	2	2:13.20	8	1	2:05.98	6	3	2:04.46	4	5	2:02.86	1	8	2:04.37	3	6	2:05.00	5	4	2:03.11	2	7
			Reason for no points																								
7	Girls	15/u	4 x 50m Freestyle Relay	1:54.39	6	3	1:51.43	3	6	1:52.27	5	4	1:47.60	1	8	1:51.67	4	5	1:56.75	8	1	1:49.33	2	7	1:54.98	7	2
			Reason for no points																								
8	Boys	15/u	4 x 50m Freestyle Relay	1:43.35	5	4	1:40.80	2	7	1:42.41	4	5	1:38.97	1	8	1:40.86	3	6	1:44.60	7	2	1:43.79	6	3	1:52.11	8	1
			Reason for no points																								
9	Ladies	Open	4 x 50m Medley Relay	2:04.38	7	2	0:00.00			2:02.11	4	5	1:59.74	3	6	1:56.86	1	8	1:57.24	2	7	2:03.30	6	3	2:02.71	5	4
			Reason for no points	fly arms not over water																							
10	Mens	Open	4 x 50m Medley Relay	1:50.23	6	3	1:50.19	5	4	1:47.61	4	5	1:47.31	3	6	0:00.00			1:43.79	1	8	1:47.01	2	7	1:53.53	7	2
			Reason for no points	starting before signal																							
11	Girls	10/11 Years	50m Backstroke	0:35.90	4	5	0:37.16	6	3	0:00.00			0:32.59	1	8	0:34.82	2	7	0:37.42	7	2	0:36.05	5	4	0:35.78	3	6
			Lavinia Ricca	Alexa Mann		Charlotte Pama		Matilda Bogle		Isabella Yeasley		Heidi Hinsley		Kayla Van Zyl		Keziah Cornish											
			Reason for no points	Left position on back																							
12	Boys	10/11 Years	50m Backstroke	0:33.34	1	8	0:36.90	5	4	0:35.04	3	6	0:34.47	2	7	0:37.52	6	3	0:36.31	4	5	0:38.29	7	2	0:40.70	8	1
			Mehmet Zeren	Arthur Bernans		Nicholas Finch		Robbie Cruickshanks		Lucas Hartley		Abdelmouhaimene Hadjazi		Henry Lowenthal		Hayden Chamberlain											
			Reason for no points																								
13	Girls	13/U	100m Breaststroke	1:23.78	7	2	1:24.82	8	1	1:18.60	2	7	1:22.40	5	4	1:17.78	1	8	1:20.76	4	5	1:22.85	6	3	1:19.29	3	6
			Agnes Van Lanschot	Sophie Jenkinson		Ella McEver		Abbie Duffield		Ela Norton		Zoe Musial		Hannah Bowley		Clara Wookey											
14	Boys	13/U	100m Breaststroke	1:19.73	7	2	1:29.10	8	1	1:16.08	3	6	1:11.10	1	8	1:15.23	2	7	1:17.75	6	3	1:17.32	4	5	1:17.45	5	4
			Kamran Din	Matthew Harvey		Alexander Chen		Matthew Debenham		Yuto Watanabe		Max Lombardo		Alex Austin		Alfie Francis											
15	Girls	15/U	100m Backstroke	1:04.05	1	8	1:07.97	7	2	1:06.18	5	4	1:04.68	3	6	1:04.93	4	5	1:04.11	2	7	1:09.07	8	1	1:07.43	6	3
			Charlotte O'Leary	Elle Wheeler		Anna Podurgiel		Emma Cruickshanks		Lauren Stott		Leah Whittaker		Emily Driver		Asma Parker											
16	Boys	15/U	100m Backstroke	1:01.99	6	3	0:59.13	1	8	0:59.71	3	6	1:01.27	5	4	1:01.06	4	5	1:04.37	7	2	0:59.46	2	7	1:07.70	8	1
			Andrew Hong	Samuel Perks		Jackson Olin		Sam Perkins		Daniel Murtagh		Pietro Lombardo		Dillon Chana		Naythan Aung											
17	Ladies	Open	100m Butterfly	1:05.78	6	3	1:07.68	7	2	1:05.47	5	4	1:03.26	3	6	1:01.98	1	8	1:02.20	2	7	1:08.26	8	1	1:03.48	4	5
			Freya Shaw	Macy Lawrence		Ally Larson		Amie Philpot		Shannon Stott		Lucy Thornton		Loulou Vos		Elinor Duley											
18	Mens	Open	100m Butterfly	1:00.13	7	2	1:00.69	8	1	0:54.53	2	7	0:56.37	4	5	0:56.62	5	4	0:53.70	1	8	0:56.14	3	6	0:59.33	6	3
			Christy Moon	Liam Brennan		Alexandru Coci		Dominic Scifo		James Woodward		Cristian Rotundu		Leon Berchle		Spencer Prior											
19	Girls	10/11 Years	50m Butterfly	0:32.37	2	7	0:36.16	5	4	0:36.37	6	3	0:31.97	1	8	0:33.98	4	5	0:36.51	7	2	0:33.05	3	6	0:38.85	8	1
			Thomasina Grove	Olivia Church		Madeleine Liddell		Matilda Bogle		Kirsty Fuge		Alexi Furlong		Kayla Van Zyl		Seren Page											
20	Boys	10/11 Years	50m Butterfly	0:31.27	1	8	0:33.37	4	5	0:32.93	2	7	0:33.09	3	6	0:34.34	5	4	0:35.30	6	3	0:36.29	7	2	0:37.62	8	1
			Edward Whittles	Arthur Bernans		Nicholas Finch		Daniel Clayton		Jason Ho		Fras Hussien		David Opimo-Fisher		Zak Troman											
21	Girls	13/u	100m Backstroke	1:15.53	8	1	1:10.93	5	4	1:11.27	6	3	1:06.20	3	6	1:09.38	4	5	1:05.30	2	7	1:12.30	7	2	1:04.58	1	8
			Ella Moffat	Grace Waller		Annelise O'Connell		Safia Button		Jessica Keogh		Leah Whittaker		Emma Ortiz		Sophie Freeman											
			100m Backstroke	1:11.68	7	2	1:11.15	6	3	1:07.59	2	7	1:08.44	4	5	1:05.70	1	8	1:08.03	3	6	1:10.47	5	4	0:00.00		



## National Arena Swimming League

League	LONDON	Division	PREMIER	Round	3	Gala Number	1	
Venue	LUTON			Date	09/12/2017		License number	2ER172137
DEFAULT POINTS TOTALS	DOE, TIES ETC WILL CHANGE THESE FIGURES							
OVERALL POINTS TOTAL	1793							
8 LANE 1900								
7 LANE 1400								

			LANE 1		LANE 2		LANE 3		LANE 4		LANE 5		LANE 6		LANE 7		LANE 8																	
			Chelsea & Westminster		Basildon & Phoenix		Camden Swiss Cottage		Team Ipswich		Hatfield		Ealing		Hillingdon		Colchester																	
			PLACE <b>6</b>	PLACE <b>7</b>	PLACE <b>4</b>	PLACE <b>2</b>	PLACE <b>1</b>	PLACE <b>3</b>	PLACE <b>5</b>	PLACE <b>8</b>																								
			POINTS <b>186</b>	POINTS <b>184</b>	POINTS <b>230</b>	POINTS <b>303</b>	POINTS <b>306</b>	POINTS <b>247</b>	POINTS <b>196</b>	POINTS <b>141</b>																								
EVENTS			TIME	PLACE	POINTS	TIME	PLACE	POINTS	TIME	PLACE	POINTS	TIME	PLACE	POINTS	TIME	PLACE	POINTS	TIME	PLACE	POINTS														
22	Boys	13/u	Reason for no points																															
23	Girls	15/u	1:14.14		8	1	1:08.67		6	3	1:06.16		3	6	1:03.31		1	8	1:03.43		2	7	1:06.71		4	5	1:09.21		7	2	1:06.73		5	4
			Reason for no points																															
24	Boys	15/u	1:00.66		3	6	1:01.14		5	4	1:03.58		7	2	0:58.92		2	7	0:58.51		1	8	1:02.28		6	3	1:00.92		4	5	1:12.52		8	1
			Reason for no points																															
25	Ladies	Open	1:07.57		7	2	1:04.90		3	6	1:06.36		5	4	1:03.20		2	7	1:04.96		4	5	1:00.34		1	8	1:07.26		6	3	1:07.97		8	1
			Reason for no points																															
26	Mens	Open	1:01.96		7	2	0:59.96		5	4	1:00.25		6	3	0:57.97		4	5	0:56.73		2	7	0:56.68		1	8	0:57.72		3	6	1:02.68		8	1
			Reason for no points																															
27	Girls	10/11 Years	0:40.70		2	7	0:44.88		7	2	0:41.26		3	6	0:41.70		5	4	0:39.43		1	8	0:41.39		4	5	0:45.44		8	1	0:44.80		6	3
			Reason for no points																															
28	Boys	10/11 Years	0:37.00		1	8	0:42.96		6	3	0:39.61		3	6	0:39.05		2	7	0:39.93		4	5	0:43.76		8	1	0:40.86		5	4	0:43.03		7	2
			Reason for no points																															
29	Girls	13/u	1:11.52		7	2	1:16.36		8	1	1:09.21		3	6	1:10.51		6	3	1:09.35		4	5	1:07.32		2	7	1:09.79		5	4	1:03.17		1	8
			Reason for no points																															
30	Boys	13/u	1:08.77		7	2	1:05.35		2	7	1:10.64		8	1	1:07.23		4	5	1:00.95		1	8	1:06.84		3	6	1:08.20		6	3	1:08.08		5	4
			Reason for no points																															
31	Girls	15/u	1:01.66		6	3	0:57.60		2	7	0:57.92		3	6	0:57.21		1	8	0:59.47		4	5	1:02.83		7	2	0:59.53		5	4	1:03.55		8	1
			Reason for no points																															
32	Boys	15/u	0:54.11		4	5	0:53.75		3	6	0:56.92		6	3	0:53.63		2	7	0:52.08		1	8	0:56.55		5	4	0:57.72		7	2	1:02.50		8	1
			Reason for no points																															
33	Ladies	Open	1:13.56		2	7	1:16.41		6	3	1:15.12		5	4	1:14.10		3	6	1:12.49		1	8	1:19.24		7	2	1:14.57		4	5	1:19.45		8	1
			Reason for no points																															
34	Mens	Open	1:06.17		4	5	1:08.99		7	2	1:06.07		3	6	1:08.62		6	3	1:03.43		2	7	1:02.34		1	8	1:07.69		5	4	1:11.06		8	1
			Reason for no points																															
35	Girls	10/11 Years	0:30.25		2	7	0:32.81		6	3	0:31.13		4	5	0:29.34		1	8	0:30.61		3	6	0:32.97		8	1	0:32.82		7	2	0:32.18		5	4
			Reason for no points																															
36	Boys	10/11 Years	0:29.74		1	8	0:30.62		3	6	0:31.49		4	5	0:30.04		2	7	0:31.99		5	4	0:32.23		6	3	0:33.52		8	1	0:33.51		7	2
			Reason for no points																															
37	Girls	13/u	1:06.74		8	1	1:04.90		7	2	1:00.84		1	8	1:03.28		4	5	1:03.39		5	4	1:01.91		2	7	1:02.09		3	6	1:04.30		6	3
			Reason for no points																															
38	Boys	13/u	1:05.15		8	1	0:57.15		1	8	1:01.42		6	3	0:57.72		2	7	1:01.26		5	4	0:59.60		3	6	1:00.04		4	5	1:01.64		7	2
			Reason for no points																															
39	Girls	15/u	1:20.30		7	2	1:14.28		3	6	1:19.09		6	3	1:14.18		2	7	1:13.73		1	8	1:21.04		8	1	1:16.08		4	5	1:18.26		5	4
			Reason for no points																															
40	Boys	15/u	1:12.75		7	2	1:08.76		4	5	1:09.48		5	4	1:07.63		3	6	1:07.58		2	7	1:07.32		1	8	1:11.03		6	3	1:18.01		8	1
			Reason for no points																															

NASL 2017.V6			National Arena Swimming League																									
  			League <b>LONDON</b>				Division <b>PREMIER</b>				Round <b>3</b>				Gala Number <b>1</b>													
Venue <b>LUTON</b>			Date <b>09/12/2017</b>				License number <b>2ER172137</b>																					
LANE 1		LANE 2		LANE 3		LANE 4		LANE 5		LANE 6		LANE 7		LANE 8														
Chelsea & Westminster		Basildon & Phoenix		Camden Swiss Cottage		Team Ipswich		Hatfield		Ealing		Hillingdon		Colchester														
PLACE <b>6</b>		PLACE <b>7</b>		PLACE <b>4</b>		PLACE <b>2</b>		PLACE <b>1</b>		PLACE <b>3</b>		PLACE <b>5</b>		PLACE <b>8</b>														
POINTS <b>186</b>		POINTS <b>184</b>		POINTS <b>230</b>		POINTS <b>303</b>		POINTS <b>306</b>		POINTS <b>247</b>		POINTS <b>196</b>		POINTS <b>141</b>														
EVENTS			TIME		PLACE		POINTS		TIME		PLACE		POINTS		TIME		PLACE		POINTS									
41	Ladies	Open	100m Freestyle		1:01.01	8	1	0:59.16	6	3	0:58.89	5	4	0:57.36	2	7	0:58.11	4	5	0:54.39	1	8	0:57.80	3	6	0:59.45	7	2
			Reason for no points		Mala Dunleavy		Rianna Smith		Ally Larson		Rebecca Sherwin		Amy Godsave		Anna Hopkin		Loulou Vos		Elinor Duley									
42	Mens	Open	100m Freestyle		0:54.29	6	3	0:54.74	8	1	0:52.69	4	5	0:51.27	3	6	0:50.20	1	8	0:50.67	2	7	0:53.38	5	4	0:54.58	7	2
			Reason for no points		Barnaby Garland		Harvey Jolly		James Slade		Regan Lloyd		Harry Constantine		Cristian Rotundu		Leon Berchie		Thomas Grieve									
43	Girls	9 /11 Years	4 x 50m Medley Relay		2:24.18	3	6	2:33.84	7	2	2:26.20	4	5	2:21.40	1	8	2:23.72	2	7	2:29.30	5	4	2:29.87	6	3	2:37.52	8	1
			Reason for no points																									
44	Boys	9 /11 Years	4 x 50m Medley Relay		2:15.40	1	8	2:29.59	5	4	2:24.92	3	6	2:19.56	2	7	2:25.17	4	5	2:29.82	6	3	2:36.34	7	2	2:38.15	8	1
			Reason for no points																									
45	Girls	13/u	4 x 50m Freestyle Relay		2:00.45	7	2	2:00.85	8	1	1:58.89	6	3	1:55.85	2	7	1:57.83	4	5	1:55.26	1	8	1:58.07	5	4	1:56.55	3	6
			Reason for no points																									
46	Boys	13/u	4 x 50m Freestyle Relay		2:01.79	8	1	1:59.70	7	2	1:54.23	6	3	1:52.35	5	4	1:52.05	4	5	1:51.28	2	7	1:51.94	3	6	1:50.36	1	8
			Reason for no points																									
47	Girls	15/u	4 x 50m Medley Relay		2:08.78	7	2	2:04.72	5	4	2:04.69	4	5	1:59.59	1	8	2:01.90	2	7	0:00.00			2:03.73	3	6	2:06.17	6	3
			Reason for no points																		2 Fly kicks on breaststroke							
48	Boys	15/u	4 x 50m Medley Relay		1:56.56	5	4	1:49.63	1	8	1:55.06	4	5	0:00.00			1:49.74	2	7	1:59.49	6	3	1:54.78	3	6	2:07.04	7	2
			Reason for no points												2 Fly kicks on breaststroke													
49	Ladies	Open	6 x 50m Freestyle Relay		2:52.64	8	1	2:46.00	6	3	2:45.19	5	4	2:41.63	3	6	2:40.18	2	7	2:39.54	1	8	2:45.16	4	5	2:51.79	7	2
			Reason for no points																									
50	Mens	Open	6 x 50m Freestyle Relay		2:31.05	7	2	2:30.54	6	3	2:28.49	4	5	2:24.92	3	6	2:21.11	1	8	2:23.15	2	7	2:27.11	5	4	2:38.63	8	1
			Reason for no points																									
<b>TOTALS OF ALL PLACES PER CLUB</b>			1st	7	1st	3	1st	1	1st	11	1st	14	1st	10	1st		1st		1st	4								
			2nd	4	2nd	3	2nd	4	2nd	13	2nd	12	2nd	10	2nd	3	2nd	1										
			3rd	3	3rd	7	3rd	10	3rd	11	3rd	2	3rd	5	3rd	9	3rd	3										
			4th	3	4th	2	4th	12	4th	7	4th	15	4th	4	4th	6	4th	1										
			5th	3	5th	8	5th	11	5th	4	5th	5	5th	2	5th	11	5th	6										
			6th	6	6th	10	6th	9	6th	2	6th	1	6th	7	6th	9	6th	6										
			7th	16	7th	9	7th	1	7th		7th		7th	7	7th	8	7th	9										
			8th	7	8th	7	8th	1	8th	1	8th		8th	4	8th	4	8th	19										
			Chelsea & Westminster		Basildon & Phoenix		Camden Swiss Cottage		Team Ipswich		Hatfield		Ealing		Hillingdon		Colchester											
POINTS AT EVENT 10			34		37		44		61		59		50		42		30											
POINTS AT EVENT 18			67		59		84		109		106		89		71		59											
POINTS AT EVENT 26			96		92		119		161		155		131		101		76											
POINTS AT EVENT 34			135		123		157		204		209		166		128		97											
POINTS AT EVENT 42			160		157		194		257		255		207		160		117											